

Step 1: Constructing The frame

- Distinguish the ends of the middle frame side bars. The 2 mini clamps are at the front and the cross fitting is at rear of the side bars.
- The front frame section and the rear frame section are interchangeable.
- To prevent damage to the side rails, loosen the set screws prior to moving or rotating the mini clamps.
- Connect front/rear frame sections to the middle side bars.




Step 2: Install the rear middle frame bar.

Assemble the the rear middle frame bar as shown in the right figures #1-#3.

You can do it easily with the pin system.

Connect the rear middle frame bar on the frame through the cross fittings.

If the bimini top will be installed above your tower, install the lift fittings (available separately) on the rear frame bar. (as shown in the right figure #6)



Important note :

If you want to mount this bimini top under the top section of your wakeboard tower, please don't install the lift fittings.

Step 3 : Install the front middle frame bar on the frame with the clamp **A** .



The front support bars should be installed on the clamp **B** .

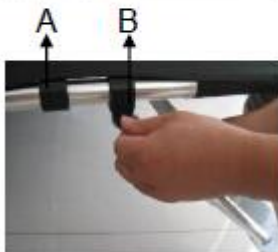
Finished frame



Step 4 : Install the canopy.

Install the canopy on the frame as shown in the right pictures, you can do it easily with the zipper.

Assemble the front support bar on the clamp B as shown in the right picture.



Important note :

If you want to install this bimini top under the top section of your wakeboard tower, please refer to step5.

If you want to install this bimini top above the top section of your wakeboard tower, please refer to step6.

Step 5 :Install the bimini top under the top section of your wakeboard tower.


Install the four bimini rings on the tower's bars as shown in the right pictures, but don't tighten the bolts of the rings.

Please measure the distance between the 2 rings mounted on the rear bars of tower, and adjust the pins to let the total length of rear frame bar to fit it.

Lift the bimini top, connect the rear middle frame bar with the rings mounted on the rear

bars of the tower.

Connect the front support bars with the bimini rings mounted on the front bars of tower.



Now you have installed the tower bimini on the tower as you want. Please make a bit adjustment for the ring to get the best position, then tighten all of the bolts and set screws.

